

Fourth Quarter 2024 Results

March 20, 2025



Disclaimer

Cautionary Note Regarding Forward-Looking Statements

This presentation includes information and statements that constitute "forward-looking information" and "forward-looking statements" within the meaning of applicable Canadian and U.S. securities laws (collectively, "forward-looking statements"), including but not limited to statements regarding: the estimated future GEOs and contractual payments of Gold Royalty Corp. (the "Company" or "GRC"), expectations regarding GRC's portfolio growth, the operations and/or development of the projects underlying the Company's royalties, stream and other interests, including the estimates of the operators thereof their timing and ability to achieve production; and other statements regarding the Company's plans and strategies. Such statements can be generally identified by the use of terms such as "may", "will", "expect", "intend", "believe", "plans", "anticipate" or similar terms. Forward-looking statements are based upon certain assumptions and other important factors, including assumptions of management regarding the accuracy of the disclosure of the operators of the projects underlying the Company's interests, their ability to achieve disclosed plans and targets, macroeconomic conditions, commodity prices, and the Company's ability to finance future growth and acquisitions. Forward-looking statements are subject to a number of risks, uncertainties and other factors which may cause the actual results to be materially different from those expressed or implied by such forward-looking statements including, among others, any inability to any inability of the operators of the properties underlying the Company's royalties, stream and other interests to execute proposed plans for such properties or to achieved planned development and production estimates and goals, risks related to the operators of the projects in which the Company holds interests, including the successful continuation of operations at such projects by those operators, risks related to exploration, development, permitting, infrastructure, operating or technical difficulties on any such projects, the influence of macroeconomic developments, commodity price and counterparty risks, the ability of the Company to carry out its growth plans and other factors set forth in the Company's Annual Report on Form 20-F for the year ended December 31, 2024, and its other publicly filed documents under its profiles at www.sedarplus.ca and www.sec.gov. Although the Company has attempted to identify important factors that could cause actual results to differ materially from those contained in forward-looking statements, there may be other factors that cause results not to be as anticipated, estimated or intended. There can be no assurance that such statements will prove to be accurate, as actual results and future events could differ materially from those anticipated in such statements. Accordingly, readers should not place undue reliance on forward-looking statements. The Company does not undertake to update any forward-looking statements, except in accordance with applicable securities laws.

Technical Information

Alastair Still, P.Geo., the Director of Technical Services of the Company, is a qualified person as such term is defined under National Instrument 43-101 – Standards of Disclosure for Mineral Projects ("NI 43-101") and subpart 1300 of Regulation S-K ("SK1300") and has reviewed and approved the scientific and technical information contained herein.

Disclosure relating to properties in which GRC holds royalty or other interests is based on information publicly disclosed by the owners or operators of such properties. The Company generally has limited or no access to the properties underlying its interests and is largely dependent on the disclosure of the operators of its interests and other publicly available information. The Company generally has limited or no ability to verify such information. Although the Company does not have any knowledge that such information may not be accurate, there can be no assurance that such third-party information is complete or accurate. In addition, certain information publicly reported by operators may relate to a larger property than the area covered by the Company's interests, which often may only apply to a portion of the overall project area or applicable mineral resources or reserves. It cannot be assumed that all or any part of a measured, indicated or inferred resource will ever be upgraded to a higher category. "Inferred mineral resources" have a greater amount of uncertainty as to their existence and their economic and legal feasibility. Therefore, readers are cautioned not to assume that all or any part of the "inferred mineral resources" exist.

Non-IFRS Measures

We have included, in this presentation, certain performance measures that do not have standardized meanings prescribed under International Financial Reporting Standards ("IFRS"), including: (i) Total Revenue, Land Agreement Proceeds and Interest, which is determined by adding land agreement proceeds credited against mineral properties and interest received on the Company's gold-linked loan; (ii) GEOs; and (iii) Adjusted EBITDA, which are determined by dividing revenue by the average gold price for the applicable period. Each of these are non-IFRS measures.


The presentation of such non-IFRS measures is intended to provide additional information and should not be considered in isolation or as a substitute for measures of performance prepared in accordance with IFRS. The Company presents such measures as it believes that certain investors use this information to evaluate the Company's performance in comparison to other royalty companies in the precious metals mining industry. Readers are advised that other companies may calculate such measures differently. The presentation of these non-IFRS measures is intended to provide additional information and should not be considered in isolation or as a substitute for measures of performance prepared in accordance with IFRS. For additional information, including a numerical reconciliation of such non-IFRS measures, readers should refer to the section titled "Non-IFRS Measures" in Item 5 of the Company's Annual Report on Form 20-F for the year ended December 31, 2024, which is incorporated by reference herein and available under the Company's profile at www.sedar.com.

Total Revenue, Land Agreement Proceeds and Interest are determined by adding land agreement proceeds credited against other mineral interests and interests received from gold-linked loan. We have included this information as management believes certain investors use this information to evaluate our performance in comparison to other gold royalty companies in the precious metal mining industry.

GEOs are determined by dividing Total Revenue, Land Agreement Proceeds and Interest by the average gold prices for the applicable period.

Adjusted EBITDA is determined by adding the impact of depletion, depreciation, finance costs, current and deferred tax (recovery)/expenses, loan interests, transaction related and non-recurring general and administrative expenses(2), non-cash share-based compensation, share of (profit)/loss in associate, dilution gain in associate, change in fair value of gold-linked loan, change in fair value of short-term investments, change in fair value of embedded derivatives, foreign exchange (gain)/loss, (gain)/loss on loan modification and other income to net income (loss). We have included this information as management believes certain investors use this information to evaluate our performance in comparison to other gold royalty companies in the precious metal mining industry.

Today's Speakers



David Garofalo
Chairman, CEO and President



Andrew Gubbels
Chief Financial Officer



Jackie Przybylowski
Vice President, Capital Markets

2024 Fourth Quarter Highlights



Record Annual Revenue, Operating Cash Flow, and Adjusted EBITDA

- Q4 2024 Results: Revenue of \$3.4 million and \$3.8 million in Total Revenue, Land Agreement Proceeds and Interest* (1,445 GEOs*) for the quarter ending December 31, 2024, a 230% and 192% increase respectively, over 2023
- 2024 Results: Revenue of \$10.1 million and \$12.8 million in Total Revenue, Land Agreement Proceeds and Interest* (5,462 GEOs*) for 2024, a 231% and 146% increase respectively, over 2023
- Recognized positive operating cash flow of \$2.5 million and Adjusted EBITDA* of \$4.8 million in 2024



2025 Guidance and Five-Year Outlook

- Total GEOs expected to increase to 5,700-7,000 in 2025, with three of our seven cash flowing assets continuing to ramp up towards full production during the year. This outlook represents an increase of approximately 16% from 2024.
- Peer-leading growth of over 360% from 2024 levels is expected in the next five years, with GEOs forecasted to increase to between 23,000 and 28,000 GEOs in 2029.



Positive Developments Across the Portfolio Driving Growth

- Inflection year for Gold Royalty with key assets continuing ramp-up (Côté, Borborema, Vareš) driving significant revenue growth in the near-term
- Increasing royalty coverage over cash flowing assets (Borden, Cozamin) further boosts revenue growth
- Increased confidence in timeline to production at REN and South Railroad supports further medium-term growth

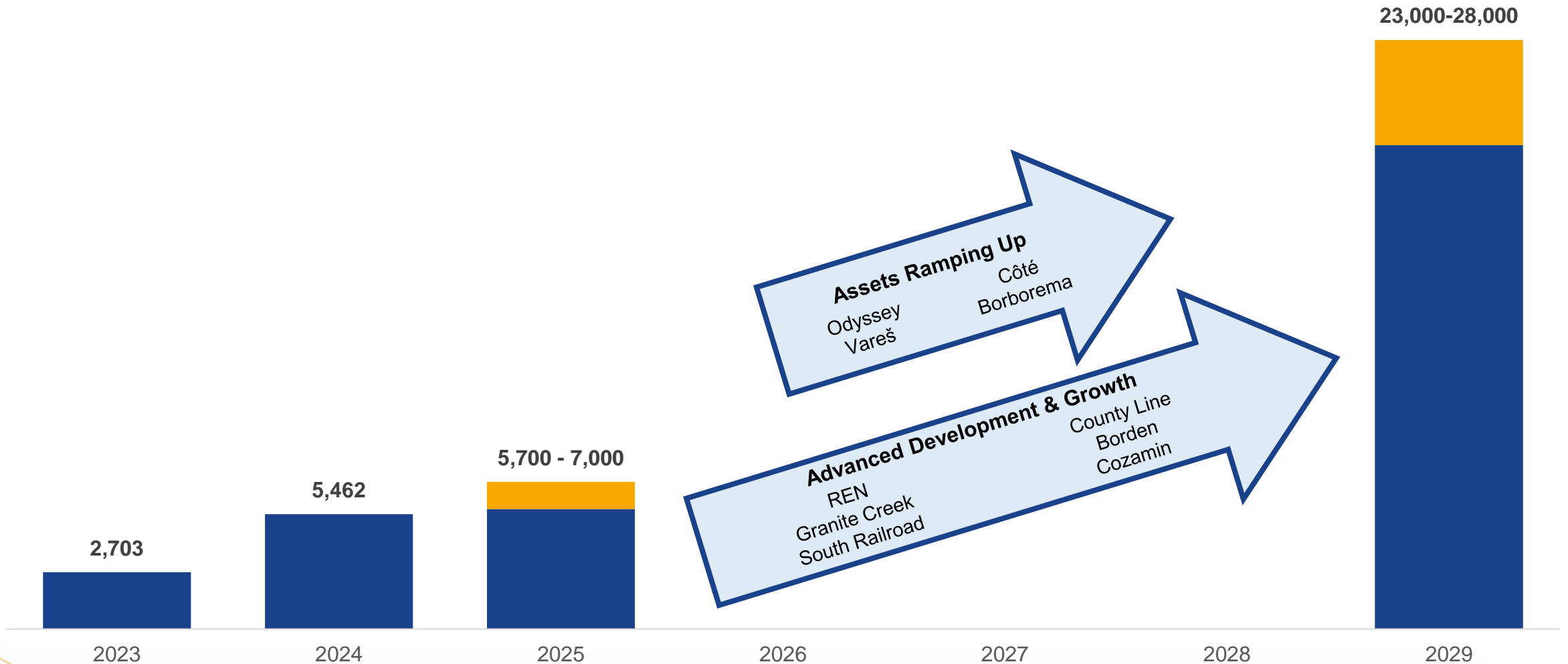
2025 Guidance Overview

Asset	GRC Interest	Operator Guidance
Borden¹	0.5% NSR*	Discovery Silver Corp released a PEA which outlined expected gold production of 124,000 ounces from Borden in 2025
Borborema²	2.0% NSR	Aura Minerals expects to produce 33,000-40,000 ounces of gold from Borborema in 2025 with commercial production expected in H2 2025
Canadian Malartic³	3.0% NSR*	Agnico Eagle expects payable gold production of 575,000-605,000 ounces in 2025 from the full Canadian Malartic property
Côte Gold⁴	0.75% NSR*	IAMGOLD expects gold production 360,000-400,000 ounces in 2025 on a 100% basis from the full property
Cozamin⁵	1.0% NSR*	Capstone Copper has forecasted copper production 23,000-26,000 tonnes in 2025 from the full property
Isabella Pearl⁶	0.375% GRR*	Fortitude Gold notes that current planned mined operations at Isabella Pearl are projected to conclude in the first half of 2025 to mid-2025
Vareš⁷	100% Copper stream	Adriatic Metals is forecasting 625,000-675,000 tonnes milled in 2025
Land Agreement Proceeds	Contractual obligations	Approximately 600 GEOs of contractual Land Agreement Proceeds, based on an assumed gold price of \$2,668 per ounce.

2025 Guidance and Five-Year Outlook

We Expect Significant Growth from Assets Already in our Portfolio

Attributable Gold Equivalent Ounces (GEOs) to GROY



Key Growth Assets

Production Ramp Up Expected at Vareš, Côte, and Borborema in 2025



Vareš¹ – 100% Copper Stream

Operator: Adriatic Metals

Location: Bosnia and Herzegovina

- Ramp up expected to be completed during H2 2025 to achieve 800ktpa, potential to achieve 1.0Mtpa with minimal additional cost
- Fully funded growth from 0.8Mtpa to 1.0Mtpa expected in 2026; expansion to 1.3Mtpa expected in 2027; total throughput increase of 63%
- 145,755t ore mined in 2024 (63,100t mined in Q3 2024; 73,215 in Q4 2024)
- Guidance for the Vareš mine of 625,000 – 675,000t ore milled in 2025



Côte Gold² – 0.75% NSR

Operator: IAMGOLD

Location: Ontario, Canada

- Ramp up remains on track to achieving steady-state nameplate throughput rate of 36,000tpd in Q4 2025
- Production from Côte Gold is expected to approximately double in 2025 to 360,000-400,000oz gold (100% basis)
- Produced 96,000oz gold in Q4 2024 (100% basis), including monthly production of 37,000oz gold in both November and December
- Installation of Vertimill could expand mill capacity to 42,000tpd (from 36,000tpd)



Borborema³ – 2.0% NSR

Operator: Aura Minerals

Location: Rio Grande do Norte, Brazil

- First gold pour expected in Q1 2025 with commercial production following in H2 2025
- Construction capex for the project has been 100% committed with already 5.7Mt of pre-stripping being complete
- Expected reach between 40% and 48% of designed nominal capacity in 2025 – equivalent to an annualized rate of 83,000oz Au
- Guidance for the Borborema mine of 33,000 – 40,000oz gold in 2025

Portfolio Update

2024 Fourth Quarter - Selected Asset Developments

Odyssey¹



- Development activities at Odyssey remain on-schedule with ongoing ramp development and shaft sinking
- Study over potential sinking of a second shaft at Odyssey is expected to be released in 2026

Cozamin²



- Capstone copper released 2025 guidance for Cozamin - 23,000 to 26,000 tonnes of copper production at expected grades of approximately 1.87%

Ren³



- Expected to achieve an annual production rate of 140,000 ounces of gold by 2027

Granite Creek⁴



- I-80 Gold released a PEA for open pit and underground operations at Granite Creek
- Underground operations remain ramping-up to full production of 1,000tpd while the open-pit is expected to produce in 2029 as a conventional CIL process

Tonopah West⁵



- Blackrock Silver received required approvals to build an exploration decline in 2027 at Tonopah West
- Expanded drilling program for 2025 to 15,000m and Blackrock Silver is expected to release an updated mineral resource estimate by Q3 2025

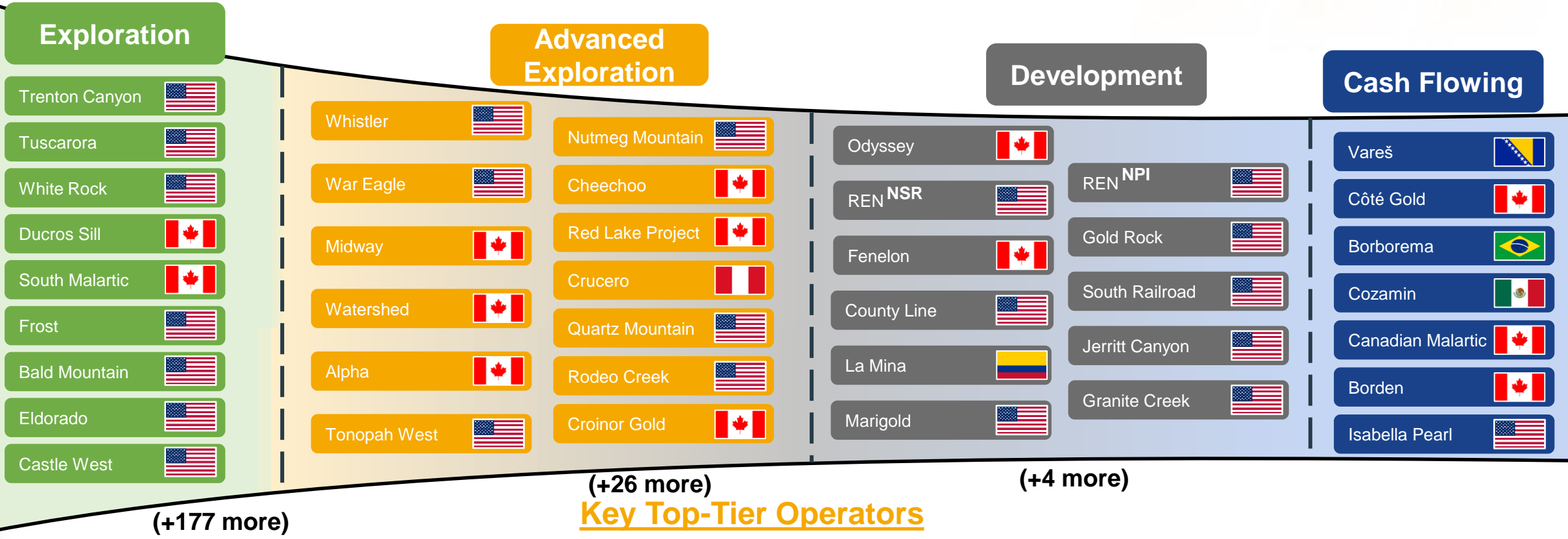
Borden⁶



- Discovery Silver released a PEA over the Porcupine complex detailing a 9-year LOM for Borden, processing 5.4Mt at 5.36g/t for 867koz Au recovered
- Exploration targets and future production trail at depth, in areas of higher royalty coverage

Gold Royalty Moving Forward

High Quality Growth Pipeline



Key Upcoming Catalysts



**Near-term
(~6 months)**

- **Borborema** – Initial production in Q1 2025; potential highway relocation approval driving mineral reserve growth
- **Côte Gold** – Continued ramp up throughout 2025 to 36,000 tpd
- **Vareš** – Full nameplate capacity of 0.8Mtpa expected in H2 2025
- **Fenelon** – Expected updated PEA Q1 2025



**Medium-term
(<2 years)**

- **Borden** – Exploration potential under new ownership with Discovery Silver
- **County Line** – Initial production pending expected permits
- **Granite Creek** – Increased production rate and updated mineral resource estimate expected in Q4 2025
- **REN** – Expected to achieve production rate of 140,000 ounces per year in 2027
- **Vareš** – Growth from 0.8Mtpa to 1.0Mtpa expected in 2026, expansion to 1.3Mtpa expected in 2027
- **Odyssey** – Odyssey South & Internal Zones ramp up, potential additional production during 2026-2028
- **Tonopah West** – Updated PEA by Q2 2026



**Long-term
(>2 years)**

- **Odyssey** – Initial production of East Malartic & Odyssey North; filling excess mill capacity with potential near-surface targets, potential for second shaft to expand and accelerate production; Agnico Eagle internal study to be released in 2026
- **South Railroad** – Initial production expected in 2027
- **Tonopah West** – Construction on an exploration decline to start 2027

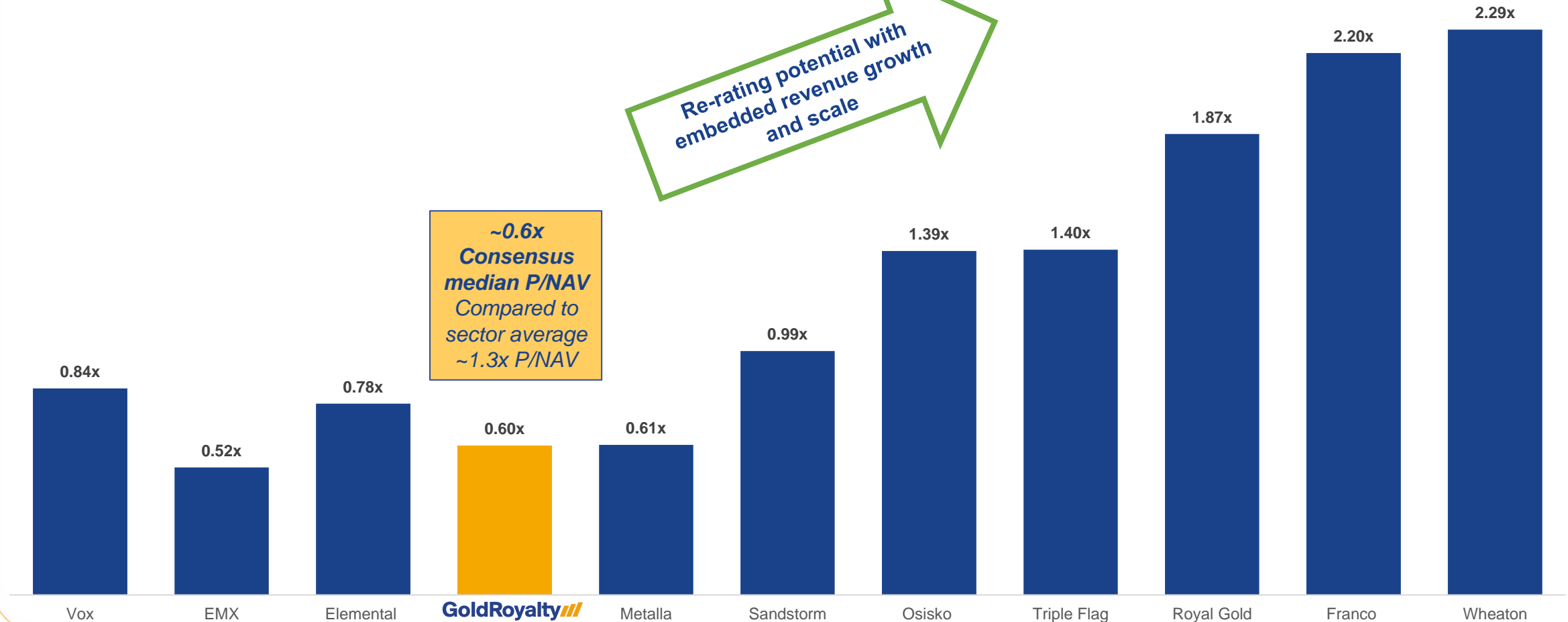
Attractive Valuation

Significant Potential for Growth and Re-Rating

Sector P/NAV Multiples

Re-rating potential with embedded revenue growth and scale

~0.6x
Consensus median P/NAV
Compared to sector average
~1.3x P/NAV



Why Invest in Gold Royalty?



/// Free Cash Flow Inflection

- Recent acquisitions provide significant near-term revenue and cash flow
- Development of projects within GROY portfolio provide near-term growth at no additional cost
- Strengthening revenues and continuous positive FCF provide increased near-term leverage to strong gold commodity prices



/// Attractive Valuation

- Gold Royalty share price is appealing versus many precious metals and royalty peers
- Recent acquisitions add scale and cash flow which could drive re-rating of valuation multiples
- Low-cost exposure to catalyst-rich world-class assets and operators



/// Quality Portfolio of Tier 1 Royalties

- Cornerstone royalties on Tier 1, long life assets operated by premier mining companies in the industry in low-risk jurisdictions
- Embedded zero-cost growth through meaningful exploration investment across the portfolio by asset operators
- Four pillars of growth allow the portfolio to continue expanding through the acquisition of high-quality assets



/// Experienced Management Team & Board

- Over 400 years of collective experience with wide breadth of expertise and strong connectivity throughout the industry
- Strategic investors Queen's Road Capital and Taurus add to management's access to opportunities
- Royalty model is scalable with existing team



GoldRoyalty///

Contact Info

Contact Info:

Email: info@goldroyalty.com

TF: +1 (833) 396-3066

1188 West Georgia Street, Suite 1830,
Vancouver, British Columbia, V6E 4A2 Canada